









LEGEND:

- | | | | | | |
|---|-----------------------|---|---------------------------------|---|------------------|
|  | ON/OFF PAGE CONNECTOR |  | LEVEL ALARM |  | ELECTRIC SERVICE |
|  | LEVEL INDICATOR | R | RED PNEUMATIC TUBING (3-15 PSI) |  | CONTROL PANEL |
|  | LEVEL GAUGE | B | BLACK PNEUMATIC TUBING |  | GATE VALVE |
| | |  | PNEUMATIC SERVICE | | |

CENTRA-FLO P & ID
UP FLOW FILTER